
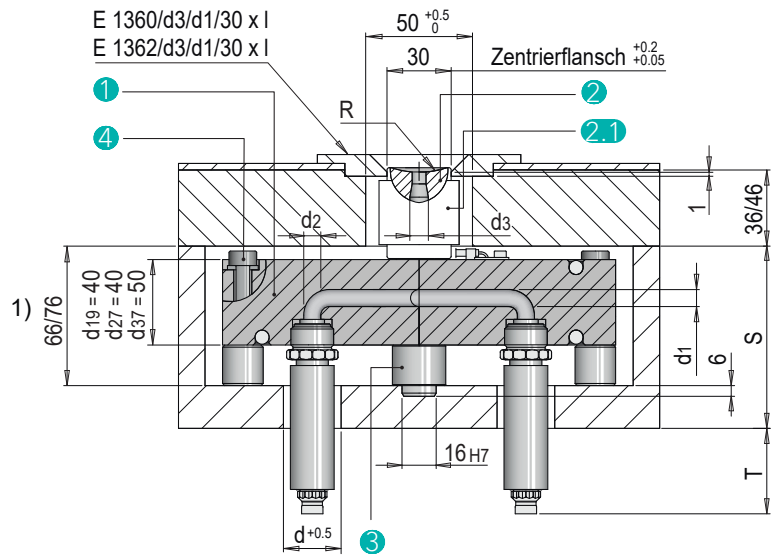


EH 6000 HMT4



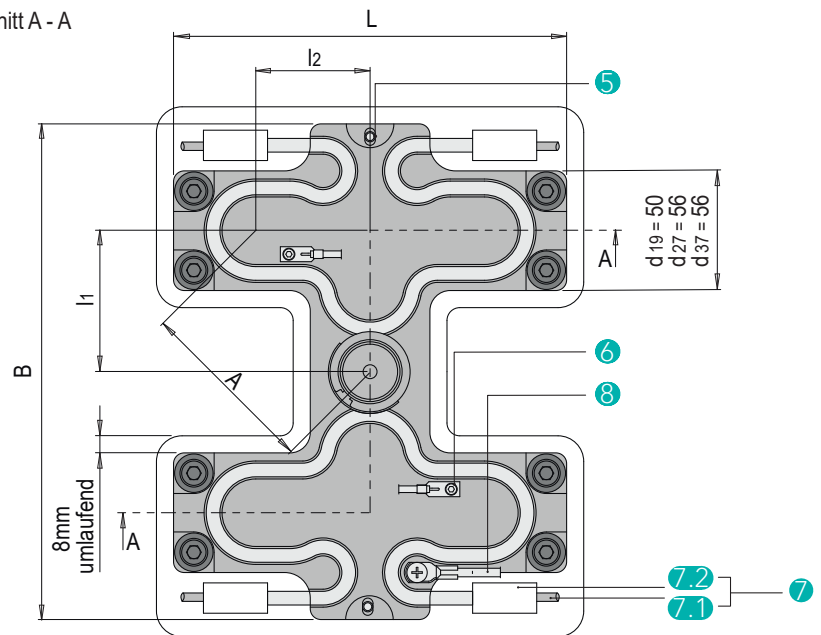
Standard Heißkanalverteiler geschraubt

- 1 Verteiler inkl. Beheizung
- 2 Angussbuchse EH 6400 inkl. Beheizung
- 2.1 Heizung Angussbuchse EH 5020
- 3 Zentrierstück EH 6200
- 4 Distanzverschraubungssatz Titan EH 6214
- 5 Verdrehsicherung/Stift E 1300
- 6 Winkel-Temperatursensor EH 5200
- 7 Anschlussklemme Rohrheizkörper EH 5220
- 7.1 Anschlussleitung
- 7.2 Anschlussklemme
- 8 Schutzleiter EH 5230
- 9 Heißkanaldüse EH 4100



Hinweis: Bei den Stichmaßen A sind die Werkzeugmaße zu Grunde zu legen. Die Längenausdehnung wird von Meusburger berücksichtigt.

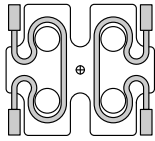
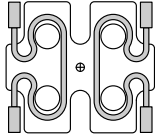
Schnitt A - A



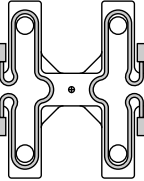
1) Plattendicke abhängig von der Heißkanalverteilerhöhe

Artikel	L	B	l1 (min.-max.)	l2 (min.-max.)	d1	d2	d3	S (min.-max.)	T (min.-max.)	R	RS ²⁾	Leistung W Gesamt	Nr. Heizung Verteiler	d	Typ	
EH 6000/ HMT4	159	= 2 x l1 + 100	40 - 66	25 - 43,75	6	5	6	86 - 116	15 - 160	0/ 15,5/ 40	2	230V / 2400 W	4x EH 5030/6,5x 375/600	19		
					8	8	10					230V / 2800 W	4x EH 5030/6,5x 425/700	27		
	184				> 56,25	6	5	6					230V / 3200 W	4x EH 5030/5x 475/800		19
						8	8	10					230V / 3600 W	4x EH 5030/6,5x 525/900		27
	209				> 68,75	6	5	6					230V / 3900 W	4x EH 5030/6,5x 575/975		19
						8	8	10					230V / 4100 W	4x EH 5030/6,5x 625/1025		27
	234				> 81,25	6	5	6					230V / 4300 W	4x EH 5030/6,5x 675/1075		19
						8	8	10								27
	259				> 93,75	6	5	6								19
						8	8	10								27
	284				> 106,25	6	5	6								19
						8	8	10								27
309				> 118,75	6	5	6							19		
					8	8	10							27		

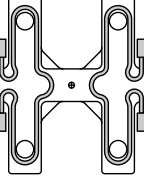
2) RS: Regelstellen Heißkanalverteiler

Artikel	L	B	I1 (min.-max.)	I2 (min.-max.)	d1	d2	d3	S (min.-max.)	T (min.-max.)	R	RS ²⁾	Leistung W Gesamt	Nr. Heizung Verteiler	d	Typ			
EH 6000/ HMT4	334	= 2 x I1 + 100	40 - 66	> 118,75 - 131,25	6	5	6	86 - 116	15 - 160	0 15,5 40	2	230V / 4500 W	4x EH 5030/MH-FLEX/ 6,5x 725/1125/230	19				
					8	8	10							27				
	359			> 131,25 - 143,75	6	5	6						230V / 4700 W	4x EH 5030/MH-FLEX/ 6,5x 775/1175/230		19		
					8	8	10									27		
	384			> 143,75 - 156,25	6	5	6							230V / 4900 W		4x EH 5030/MH-FLEX/ 6,5x 825/1225/230	19	
					8	8	10										27	
	409			> 156,25 - 168,75	6	5	6							230V / 5100 W		4x EH 5030/MH-FLEX/ 6,5x 875/1275/230	19	
					8	8	10										27	
434			> 168,75 - 181,25	6	5	6							230V / 5300 W	4x EH 5030/MH-FLEX/ 6,5x 925/1325/230	19			
				8	8	10									27			
459			> 181,25 - 193,75	6	5	6							230V / 5500 W	4x EH 5030/MH-FLEX/ 6,5x 975/1375/230	19			
				8	8	10									27			
484			> 193,75 - 6,25	6	5	6							230V / 5700 W	4x EH 5030/MH-FLEX/ 6,5x 1025/1425/230	19			
				8	8	10									27			
EH 6000/ HMT4	159	= 2 x I1 + 100	40 - 66	37,5 - 43,75	12	12	12	86 - 116	15 - 160	0 15,5 40	2	230V / 2600 W	4x EH 5030/MH-FLEX/ 6,5 x 400/650/230	37				
														184		> 56,25	230V / 3000 W	4x EH 5030/MH-FLEX/ 6,5 x 450/750/230
	209	> 68,75	230V / 3400 W	4x EH 5030/MH-FLEX/ 6,5 x 500/850/230														
	234	> 81,25	230V / 3800 W	4x EH 5030/MH-FLEX/ 6,5 x 550/950/230														
	259	> 93,75	230V / 4000 W	4x EH 5030/MH-FLEX/ 6,5 x 600/1000/230														
	284	> 106,25	230V / 4200 W	4x EH 5030/MH-FLEX/ 6,5 x 650/1050/230														
	309	> 118,75	230V / 4400 W	4x EH 5030/MH-FLEX/ 6,5 x 700/1100/230														
	334	> 118,75 - 131,25	230V / 4600 W	4x EH 5030/MH-FLEX/ 6,5 x 750/1150/230														
	359	> 131,25 - 143,75	230V / 4800 W	4x EH 5030/MH-FLEX/ 6,5 x 800/1200/230														
	384	> 143,75 - 156,25	230V / 5000 W	4x EH 5030/MH-FLEX/ 6,5 x 850/1250/230														
	409	> 156,25 - 168,75	230V / 5200 W	4x EH 5030/MH-FLEX/ 6,5 x 900/1300/230														
	434	> 168,75 - 181,25	230V / 5400 W	4x EH 5030/MH-FLEX/ 6,5 x 950/1350/230														
	459	> 181,25 - 193,75	230V / 5600 W	4x EH 5030/MH-FLEX/ 6,5 x 1000/1400/230														
	484	> 193,75 - 206,25	230V / 5800 W	4x EH 5030/MH-FLEX/ 6,5 x 1050/1450/230														

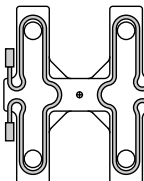
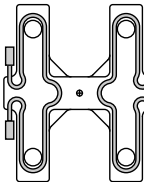
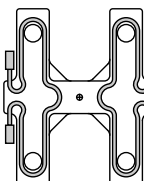
2) RS: Regelstellen Heißkanalverteiler

Artikel	L	B	I1 (min.-max.)	I2 (min.-max.)	d1	d2	d3	S (min.-max.)	T (min.-max.)	R	RS ²⁾	Leistung W Gesamt	Nr. Heizung Verteiler	d	Typ		
EH 6000/ HMT4	159	= 2 x I1 + 100	> 66 - 80	25 - 43,75	6	5	6	86 - 116	15 - 160	0 15,5 40	2	230V / 2600 W	4x EH 5030/MH-FLEX/ 6,5 x 400/650/230	19 27			
	184				8	8	10									230V / 3000 W	4x EH 5030/MH-FLEX/ 6,5 x 450/750/230
	209			> 43,75 - 56,25	6	5	6					230V / 3400 W	4x EH 5030/MH-FLEX/ 6,5 x 500/850/230	19 27			
	234			> 56,25 - 68,75	8	8	10					230V / 3800 W	4x EH 5030/MH-FLEX/ 6,5 x 550/950/230	19 27			
	259			> 68,75 - 81,25	6	5	6					230V / 4000 W	4x EH 5030/MH-FLEX/ 6,5 x 600/1000/230	19 27			
	284			> 81,25 - 93,75	8	8	10					230V / 4200 W	4x EH 5030/MH-FLEX/ 6,5 x 650/1050/230	19 27			
	309			> 93,75 - 106,25	6	5	6					230V / 4400 W	4x EH 5030/MH-FLEX/ 6,5 x 700/1100/230	19 27			
	334			> 106,25 - 118,75	8	8	10					230V / 4600 W	4x EH 5030/MH-FLEX/ 6,5 x 750/1150/230	19 27			
	359			> 118,75 - 131,25	6	5	6					230V / 4800 W	4x EH 5030/MH-FLEX/ 6,5 x 800/1200/230	19 27			
	384			> 131,25 - 143,75	8	8	10					230V / 5000 W	4x EH 5030/MH-FLEX/ 6,5 x 850/1250/230	19 27			
	409			> 143,75 - 156,25	6	5	6					230V / 5200 W	4x EH 5030/MH-FLEX/ 6,5 x 900/1300/230	19 27			
	434			> 156,25 - 168,75	8	8	10					230V / 5400 W	4x EH 5030/MH-FLEX/ 6,5 x 950/1350/230	19 27			
	459			> 168,75 - 181,25	6	5	6					230V / 5600 W	4x EH 5030/MH-FLEX/ 6,5 x 1000/1400/230	19 27			
	484			> 181,25 - 193,75	8	8	10					230V / 5800 W	4x EH 5030/MH-FLEX/ 6,5 x 1050/1450/230	19 27			
	206,25			> 193,75 - 206,25	6	5	6					8	8	10			
	EH 6000/ HMT4			159	= 2 x I1 + 100	> 66 - 80	37,5 - 43,75					12	12	12		86 - 116	15 - 160
184		> 43,75 - 56,25	230V / 3200 W	4x EH 5030/MH-FLEX/ 6,5x 475/800/230													
209		> 56,25 - 68,75	230V / 3600 W	4x EH 5030/MH-FLEX/ 6,5x 525/900/230													
234		> 68,75 - 81,25	230V / 3900 W	4x EH 5030/MH-FLEX/ 6,5x 575/975/230													
259		> 81,25 - 93,75	230V / 4100 W	4x EH 5030/MH-FLEX/ 6,5x 625/1025/230													
284		> 93,75 - 106,25	230V / 4300 W	4x EH 5030/MH-FLEX/ 6,5x 675/1075/230													
309		> 106,25 - 118,75	230V / 4500 W	4x EH 5030/MH-FLEX/ 6,5x 725/1125/230													
EH 6000/ HMT4		334	= 2 x I1 + 100	> 66 - 80			> 118,75 - 131,25	12	12	12	86 - 116	15 - 160	0 15,5 40	2	230V / 4700 W		
	359	> 131,25 - 143,75			230V / 4900 W	4x EH 5030/MH-FLEX/ 6,5x 825/1225/230											
	384	> 143,75 - 156,25			230V / 5100 W	4x EH 5030/MH-FLEX/ 6,5x 875/1275/230											
	409	> 156,25 - 168,75			230V / 5300 W	4x EH 5030/MH-FLEX/ 6,5x 925/1325/230											
	434	> 168,75 - 181,25			230V / 5500 W	4x EH 5030/MH-FLEX/ 6,5x 975/1375/230											
	459	> 181,25 - 193,75			230V / 5700 W	4x EH 5030/MH-FLEX/ 6,5x 1025/1425/230											
	484	> 193,75 - 206,25			230V / 5900 W	4x EH 5030/MH-FLEX/ 6,5x 1075/1475/230											

2) RS: Regelstellen Heißkanalverteiler

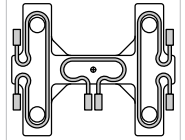
Artikel	L	B	I1 (min.-max.)	I2 (min.-max.)	d1	d2	d3	S (min.-max.)	T (min.-max.)	R	RS ²⁾	Leistung W Gesamt	Nr. Heizung Verteiler	d	Typ							
EH 6000/ HMT4	159	= 2 x I1 + 100	> 80 - 92,5	25 - 43,75	6	5	6	86 - 116	15 - 160	0 15,5 40	2	230V / 2800 W	4x EH 5030/MH-FLEX/ 6,5x 425/700/230	19								
	184				8	8	10							27								
							> 43,75 - 56,25					6	5	6					230V / 3200 W	4x EH 5030/MH-FLEX/ 6,5x 475/800/230	19	27
							> 56,25 - 68,75					6	5	6					230V / 3600 W	4x EH 5030/MH-FLEX/ 6,5x 525/900/230	19	27
							> 68,75 - 81,25					6	5	6					230V / 3900 W	4x EH 5030/MH-FLEX/ 6,5x 575/975/230	19	27
							> 81,25 - 93,75					6	5	6					230V / 4100 W	4x EH 5030/MH-FLEX/ 6,5x 625/1025/230	19	27
							> 93,75 - 106,25					6	5	6					230V / 4300 W	4x EH 5030/MH-FLEX/ 6,5x 675/1075/230	19	27
							> 106,25 - 118,75					6	5	6					230V / 4500 W	4x EH 5030/MH-FLEX/ 6,5x 725/1125/230	19	27
							> 118,75 - 131,25					6	5	6					230V / 4700 W	4x EH 5030/MH-FLEX/ 6,5x 775/1175/230	19	27
							> 131,25 - 143,75					6	5	6					230V / 4900 W	4x EH 5030/MH-FLEX/ 6,5x 825/1225/230	19	27
							> 143,75 - 156,25					6	5	6					230V / 5100 W	4x EH 5030/MH-FLEX/ 6,5x 875/1275/230	19	27
							> 156,25 - 168,75					6	5	6					230V / 5300 W	4x EH 5030/MH-FLEX/ 6,5x 925/1325/230	19	27
							> 168,75 - 181,25					6	5	6					230V / 5500 W	4x EH 5030/MH-FLEX/ 6,5x 975/1375/230	19	27
							> 181,25 - 193,75					6	5	6					230V / 5700 W	4x EH 5030/MH-FLEX/ 6,5x 1025/1425/230	19	27
							> 193,75 - 206,25					6	5	6					230V / 5900 W	4x EH 5030/MH-FLEX/ 6,5 x 1075/1475/230	19	27
	EH 6000/ HMT4			159	= 2 x I1 + 100	> 80 - 92,5	37,5 - 43,75					12	12	12		86 - 116	15 - 160	0 15,5 40	2	230V / 3000 W	4x EH 5030/MH-FLEX/ 6,5 x 450/750/230	37
184		> 43,75 - 56,25	27																			
209		> 56,25 - 68,75	27																			
234		> 68,75 - 81,25	27																			
259		> 81,25 - 93,75	27																			
284		> 93,75 - 106,25	27																			
309		> 106,25 - 118,75	27																			
334		> 118,75 - 131,25	27																			
359		> 131,25 - 143,75	27																			
384		> 143,75 - 156,25	27																			
409		> 156,25 - 168,75	27																			
434		> 168,75 - 181,25	27																			
459		> 181,25 - 193,75	27																			
484		> 193,75 - 206,25	27																			

2) RS: Regelstellen Heißkanalverteiler

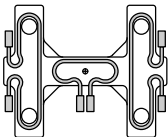
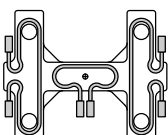
Artikel	L	B	I1 (min.-max.)	I2 (min.-max.)	d1	d2	d3	S (min.-max.)	T (min.-max.)	R	RS ²⁾	Leistung W Gesamt	Nr. Heizung Verteiler	d	Typ	
EH 6000/ HMT4	159	= 2 x I1 + 100	> 92,5 - 110	25 - 43,75	6	5	6	86 - 116	15 - 160	0 15,5 40	2	230V / 3000 W	4x EH 5030/MH-FLEX/ 6,5 x 450/750/230	19		
	184				8	8	10							27		
				> 43,75 - 56,25	6	5	6					230V / 3400 W	4x EH 5030/MH-FLEX/ 6,5 x 500/850/230	19		
					8	8	10							27		
	209			> 56,25 - 68,75	6	5	6					230V / 3800 W	4x EH 5030/MH-FLEX/ 6,5 x 550/950/230	19		27
	234			> 68,75 - 81,25	6	5	6					230V / 4000 W	4x EH 5030/MH-FLEX/ 6,5 x 600/1000/230	19		27
	259			> 81,25 - 93,75	6	5	6					230V / 4200 W	4x EH 5030/MH-FLEX/ 6,5 x 650/1050/230	19		27
	284			> 93,75 - 106,25	6	5	6					230V / 4400 W	4x EH 5030/MH-FLEX/ 6,5 x 700/1100/230	19		27
309	> 106,25 - 118,75	6	5	6	230V / 4600 W	4x EH 5030/MH-FLEX/ 6,5 x 750/1150/230	19	27								
8	8	10														
EH 6000/ HMT4	334	= 2 x I1 + 100	> 92,5 - 110	> 118,75 - 131,25	6	5	6	86 - 116	15 - 160	0 15,5 40	2	230V / 4800 W	4x EH 5030/MH-FLEX/ 6,5 x 800/1200/230	19		
	359				8	8	10							27		
				> 131,25 - 143,75	6	5	6					230V / 5000 W	4x EH 5030/MH-FLEX/ 6,5 x 850/1250/230	19		
					8	8	10							27		
	384			> 143,75 - 156,25	6	5	6					230V / 5200 W	4x EH 5030/MH-FLEX/ 6,5 x 900/1300/230	19		27
	409			> 156,25 - 168,75	6	5	6					230V / 5400 W	4x EH 5030/MH-FLEX/ 6,5 x 950/1350/230	19		27
	434			> 168,75 - 181,25	6	5	6					230V / 5600 W	4x EH 5030/MH-FLEX/ 6,5 x 1000/1400/230	19		27
	459			> 181,25 - 193,75	6	5	6					230V / 5800 W	4x EH 5030/MH-FLEX/ 6,5 x 1050/1450/230	19		27
484	> 193,75 - 206,25	6	5	6	230V / 6000 W	4x EH 5030/MH-FLEX/ 6,5 x 1100/1500/230	19	27								
8	8	10														
EH 6000/ HMT4	159	= 2 x I1 + 100	> 92,5 - 110	37,5 - 43,75	12	12	12	86 - 116	15 - 160	0 15,5 40	2	230V / 3200 W	4x EH 5030/MH-FLEX/ 6,5 x 475/800/230	37		
	184													> 43,75 - 56,25		230V / 3600 W
	209			> 56,25 - 68,75	230V / 3900 W	4x EH 5030/MH-FLEX/ 6,5 x 575/975/230	27									
	234			> 68,75 - 81,25	230V / 4100 W	4x EH 5030/MH-FLEX/ 6,5 x 625/1025/230	27									
	259			> 81,25 - 93,75	230V / 4300 W	4x EH 5030/MH-FLEX/ 6,5 x 675/1075/230	27									
	284			> 93,75 - 106,25	230V / 4500 W	4x EH 5030/MH-FLEX/ 6,5 x 725/1125/230	27									
	309			> 106,25 - 118,75	230V / 4700 W	4x EH 5030/MH-FLEX/ 6,5 x 775/1175/230	27									
	334			> 118,75 - 131,25	230V / 4900 W	4x EH 5030/MH-FLEX/ 6,5 x 825/1225/230	27									
	359			> 131,25 - 143,75	230V / 5100 W	4x EH 5030/MH-FLEX/ 6,5 x 875/1275/230	27									
	384			> 143,75 - 156,25	230V / 5300 W	4x EH 5030/MH-FLEX/ 6,5 x 925/1325/230	27									
	409			> 156,25 - 168,75	230V / 5500 W	4x EH 5030/MH-FLEX/ 6,5 x 975/1375/230	27									
	434			> 168,75 - 181,25	230V / 5700 W	4x EH 5030/MH-FLEX/ 6,5 x 1025/1425/230	27									
	459			> 181,25 - 193,75	230V / 5900 W	4x EH 5030/MH-FLEX/ 6,5 x 1075/1475/230	27									
	484			> 193,75 - 206,25	230V / 6000 W	4x EH 5030/MH-FLEX/ 6,5 x 1100/1500/230	27									

2) RS: Regelstellen Heißkanalverteiler

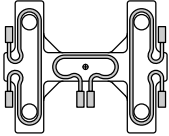
Artikel	L	B	I1 (min.-max.)	I2 (min.-max.)	d1	d2	d3	S (min.-max.)	T (min.-max.)	R	RS ²⁾	Leistung W Gesamt	Nr. Heizung Verteiler	d	Typ
EH 6000/ HMT4	159	= 2 x I1 + 100	> 110 - 122,5	25 - 43,75	6	5	6	86 - 116	15 - 160	0 15,5 40	3	230V / 3500 W	4x EH 5030/MH-FLEX/ 6,5x 375/600/230 2x EH 5030/MH-FLEX/ 6,5x 350/550/230	19	
	184			> 43,75 - 56,25								230V / 3900 W	4x EH 5030/MH-FLEX/ 6,5x 425/700/230 2x EH 5030/MH-FLEX/ 6,5x 350/550/230		
	209			> 56,25 - 68,75								230V / 4300 W	4x EH 5030/MH-FLEX/ 6,5x 475/800/230 2x EH 5030/MH-FLEX/ 6,5x 350/550/230		
	234			> 68,75 - 81,25								230V / 4700 W	4x EH 5030/MH-FLEX/ 6,5x 525/900/230 2x EH 5030/MH-FLEX/ 6,5x 350/550/230		
	259			> 81,25 - 93,75								230V / 5000 W	4x EH 5030/MH-FLEX/ 6,5x 575/975/230 2x EH 5030/MH-FLEX/ 6,5x 350/550/230		
	284			> 93,75 - 106,25								230V / 5200 W	4x EH 5030/MH-FLEX/ 6,5x 625/1025/230 2x EH 5030/MH-FLEX/ 6,5x 350/550/230		
	309			> 106,25 - 118,75								230V / 5400 W	4x EH 5030/MH-FLEX/ 6,5x 675/1075/230 2x EH 5030/MH-FLEX/ 6,5x 350/550/230		
	334			> 118,75 - 131,25								230V / 5600 W	4x EH 5030/MH-FLEX/ 6,5x 725/1125/230 2x EH 5030/MH-FLEX/ 6,5x 350/550/230		
	359			> 131,25 - 143,75								230V / 5800 W	4x EH 5030/MH-FLEX/ 6,5x 775/1175/230 2x EH 5030/MH-FLEX/ 6,5x 350/550/230		
	384			> 143,75 - 156,25								230V / 6000 W	4x EH 5030/MH-FLEX/ 6,5x 825/1225/230 2x EH 5030/MH-FLEX/ 6,5x 350/550/230		
	409			> 156,25 - 168,75								230V / 6200 W	4x EH 5030/MH-FLEX/ 6,5x 875/1275/230 2x EH 5030/MH-FLEX/ 6,5x 350/550/230		
	434			> 168,75 - 181,25								230V / 6400 W	4x EH 5030/MH-FLEX/ 6,5x 925/1325/230 2x EH 5030/MH-FLEX/ 6,5x 350/550/230		
	459			> 181,25 - 193,75								230V / 6600 W	4x EH 5030/MH-FLEX/ 6,5x 975/1375/230 2x EH 5030/MH-FLEX/ 6,5x 350/550/230		
484	> 193,75 - 206,25	230V / 6800 W	4x EH 5030/MH-FLEX/ 6,5x 1025/1425/230 2x EH 5030/MH-FLEX/ 6,5x 350/550/230												



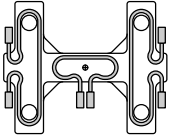
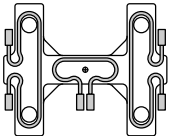
2) RS: Regelstellen Heißkanalverteiler

Artikel	L	B	I1 (min.-max.)	I2 (min.-max.)	d1	d2	d3	S (min.-max.)	T (min.-max.)	R	RS ²⁾	Leistung W Gesamt	Nr. Heizung Verteiler	d	Typ		
EH 6000/ HMT4	159	= 2 x I1 + 100	> 122,5 - 135	25 - 43,75	6	5	6	86 - 116	15 - 160	0	3	230V / 3700 W	4x EH 5030/MH-FLEX/ 6,5x 375/600/230 2x EH 5030/MH-FLEX/ 6,5x 400/650/230	19			
										15,5							
										40							
	184	> 43,75 - 56,25	0	230V / 4100 W													
			15,5														
			40														
	209	> 56,25 - 68,75	0	230V / 4500 W													
			15,5														
			40														
	234	> 68,75 - 81,25	0	230V / 4900 W													
			15,5														
			40														
	259	> 81,25 - 93,75	0	230V / 5200 W													
			15,5														
40																	
284	> 93,75 - 106,25	0	230V / 5400 W														
		15,5															
		40															
309	> 106,25 - 118,75	0	230V / 5600 W														
		15,5															
		40															
EH 6000/ HMT4	= 2 x I1 + 100	> 122,5 - 135	> 118,75 - 131,25	6	5	6	86 - 116	15 - 160	0	3	230V / 5800 W	4x EH 5030/MH-FLEX/ 6,5x 725/1125/230 2x EH 5030/MH-FLEX/ 6,5x 400/650/230	19				
									15,5								
									40								
									359						> 131,25 - 143,75	0	230V / 6000 W
																15,5	
																40	
									384						> 143,75 - 156,25	0	230V / 6200 W
																15,5	
40																	
409	> 156,25 - 168,75	0	230V / 6400 W														
		15,5															
		40															
434	> 168,75 - 181,25	0	230V / 6600 W														
		15,5															
		40															
459	> 181,25 - 193,75	0	230V / 6800 W														
		15,5															
		40															
484	> 193,75 - 206,25	0	230V / 7000 W														
		15,5															
		40															

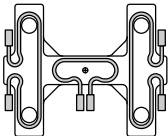
2) RS: Regelstellen Heißkanalverteiler

Artikel	L	B	I1 (min.-max.)	I2 (min.-max.)	d1	d2	d3	S (min.-max.)	T (min.-max.)	R	RS ²⁾	Leistung W Gesamt	Nr. Heizung Verteiler	d	Typ
EH 6000/ HMT4	159	= 2 x I1 + 100	> 135 - 147,5	25 - 43,75	6	5	6	86 - 116	15 - 160	0 15,5 40	3	230V / 3900 W	4x EH 5030/MH-FLEX/ 6,5x 375/600/230 2x EH 5030/MH-FLEX/ 6,5x 450/750/230	19	
	184			> 43,75 - 56,25								230V / 4300 W	4x EH 5030/MH-FLEX/ 6,5x 425/700/230 2x EH 5030/MH-FLEX/ 6,5x 450/750/230		
	209			> 56,25 - 68,75								230V / 4700 W	4x EH 5030/MH-FLEX/ 6,5x 475/800/230 2x EH 5030/MH-FLEX/ 6,5x 450/750/230		
	234			> 68,75 - 81,25								230V / 5100 W	4x EH 5030/MH-FLEX/ 6,5x 525/900/230 2x EH 5030/MH-FLEX/ 6,5x 450/750/230		
	259			> 81,25 - 93,75								230V / 5400 W	4x EH 5030/MH-FLEX/ 6,5x 575/975/230 2x EH 5030/MH-FLEX/ 6,5x 450/750/230		
	284			> 93,75 - 106,25								230V / 5600 W	4x EH 5030/MH-FLEX/ 6,5x 625/1025/230 2x EH 5030/MH-FLEX/ 6,5x 450/750/230		
	309			> 106,25 - 118,75								230V / 5800 W	4x EH 5030/MH-FLEX/ 6,5x 675/1075/230 2x EH 5030/MH-FLEX/ 6,5x 450/750/230		
	334			> 118,75 - 131,25								230V / 6000 W	4x EH 5030/MH-FLEX/ 6,5x 725/1125/230 2x EH 5030/MH-FLEX/ 6,5x 450/750/230		
	359			> 131,25 - 143,75								230V / 6200 W	4x EH 5030/MH-FLEX/ 6,5x 775/1175/230 2x EH 5030/MH-FLEX/ 6,5x 450/750/230		
	384			> 143,75 - 156,25								230V / 6400 W	4x EH 5030/MH-FLEX/ 6,5x 825/1225/230 2x EH 5030/MH-FLEX/ 6,5x 450/750/230		
	409			> 156,25 - 168,75								230V / 6600 W	4x EH 5030/MH-FLEX/ 6,5x 875/1275/230 2x EH 5030/MH-FLEX/ 6,5x 450/750/230		
	434			> 168,75 - 181,25								230V / 6800 W	4x EH 5030/MH-FLEX/ 6,5x 925/1325/230 2x EH 5030/MH-FLEX/ 6,5x 450/750/230		
	459			> 181,25 - 193,75								230V / 7000 W	4x EH 5030/MH-FLEX/ 6,5x 975/1375/230 2x EH 5030/MH-FLEX/ 6,5x 450/750/230		
	484			> 193,75 - 206,25								230V / 7200 W	4x EH 5030/MH-FLEX/ 6,5x 1025/1425/230 2x EH 5030/MH-FLEX/ 6,5x 450/750/230		

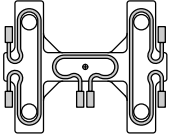
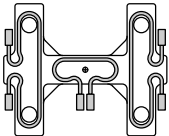
2) RS: Regelstellen Heißkanalverteiler

Artikel	L	B	I1 (min.-max.)	I2 (min.-max.)	d1	d2	d3	S (min.-max.)	T (min.-max.)	R	RS ²⁾	Leistung W Gesamt	Nr. Heizung Verteiler	d	Typ
EH 6000/ HMT4	159	= 2 x I1 + 100	> 147,5 - 160	25 - 43,75	6	5	6	86 - 116	15 - 160	0 15,5 40	3	230V / 4100 W	4x EH 5030/MH-FLEX/ 6,5x 375/600/230 2x EH 5030/MH-FLEX/ 6,5x 500/850/230	19	
	184			> 43,75 - 56,25								230V / 4500 W	4x EH 5030/MH-FLEX/ 6,5x 425/700/230 2x EH 5030/MH-FLEX/ 6,5x 500/850/230		
	209			> 56,25 - 68,75								230V / 4900 W	4x EH 5030/MH-FLEX/ 6,5x 475/800/230 2x EH 5030/MH-FLEX/ 6,5x 500/850/230		
	234			> 68,75 - 81,25								230V / 5300 W	4x EH 5030/MH-FLEX/ 6,5x 525/900/230 2x EH 5030/MH-FLEX/ 6,5x 500/850/230		
	259			> 81,25 - 93,75								230V / 5600 W	4x EH 5030/MH-FLEX/ 6,5x 575/975/230 2x EH 5030/MH-FLEX/ 6,5x 500/850/230		
	284			> 93,75 - 106,25								230V / 5800 W	4x EH 5030/MH-FLEX/ 6,5x 625/1025/230 2x EH 5030/MH-FLEX/ 6,5x 500/850/230		
	309			> 106,25 - 118,75								230V / 6000 W	4x EH 5030/MH-FLEX/ 6,5x 675/1075/230 2x EH 5030/MH-FLEX/ 6,5x 500/850/230		
	334			> 118,75 - 131,25								230V / 6200 W	4x EH 5030/MH-FLEX/ 6,5x 725/1125/230 2x EH 5030/MH-FLEX/ 6,5x 500/850/230		
	359			> 131,25 - 143,75								230V / 6400 W	4x EH 5030/MH-FLEX/ 6,5x 775/1175/230 2x EH 5030/MH-FLEX/ 6,5x 500/850/230		
	384			> 143,75 - 156,25								230V / 6600 W	4x EH 5030/MH-FLEX/ 6,5x 825/1225/230 2x EH 5030/MH-FLEX/ 6,5x 500/850/230		
	409			> 156,25 - 168,75								230V / 6800 W	4x EH 5030/MH-FLEX/ 6,5x 875/1275/230 2x EH 5030/MH-FLEX/ 6,5x 500/850/230		
	434			> 168,75 - 181,25								230V / 7000 W	4x EH 5030/MH-FLEX/ 6,5x 925/1325/230 2x EH 5030/MH-FLEX/ 6,5x 500/850/230		
	459			> 181,25 - 193,75								230V / 7200 W	4x EH 5030/MH-FLEX/ 6,5x 975/1375/230 2x EH 5030/MH-FLEX/ 6,5x 500/850/230		
	484			> 193,75 - 206,25								230V / 7400 W	4x EH 5030/MH-FLEX/ 6,5x 1025/1425/230 2x EH 5030/MH-FLEX/ 6,5x 500/850/230		
EH 6000/ HMT4	159	= 2 x I1 + 100	> 160 - 172,5	25 - 43,75	6	5	6	86 - 116	15 - 160	0 15,5 40	3	230V / 4300 W	4x EH 5030/MH-FLEX/ 6,5x 375/600/230 2x EH 5030/MH-FLEX/ 6,5x 550/950/230	19	
	184			> 43,75 - 56,25								230V / 4700 W	4x EH 5030/MH-FLEX/ 6,5x 425/700/230 2x EH 5030/MH-FLEX/ 6,5x 550/950/230		
	209			> 56,25 - 68,75								230V / 5100 W	4x EH 5030/MH-FLEX/ 6,5x 475/800/230 2x EH 5030/MH-FLEX/ 6,5x 550/950/230		
	234			> 68,75 - 81,25								230V / 5500 W	4x EH 5030/MH-FLEX/ 6,5x 525/900/230 2x EH 5030/MH-FLEX/ 6,5x 550/950/230		
	259			> 81,25 - 93,75								230V / 5800 W	4x EH 5030/MH-FLEX/ 6,5x 575/975/230 2x EH 5030/MH-FLEX/ 6,5x 550/950/230		
	284			> 93,75 - 106,25								230V / 6000 W	4x EH 5030/MH-FLEX/ 6,5x 625/1025/230 2x EH 5030/MH-FLEX/ 6,5x 550/950/230		
	309			> 106,25 - 118,75								230V / 6200 W	4x EH 5030/MH-FLEX/ 6,5x 675/1075/230 2x EH 5030/MH-FLEX/ 6,5x 550/950/230		

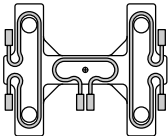
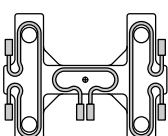
2) RS: Regelstellen Heißkanalverteiler

Artikel	L	B	l1 (min.-max.)	l2 (min.-max.)	d1	d2	d3	S (min.-max.)	T (min.-max.)	R	RS ²⁾	Leistung W Gesamt	Nr. Heizung Verteiler	d	Typ
EH 6000/ HMT4	334	= 2 x l1 + 100	> 160 - 172,5	> 118,75 - 131,25	6	5	6	86 - 116	15 - 160	0 15,5 40	3	230V / 6400 W	4x EH 5030/MH-FLEX/ 6,5x 725/1125/230 2x EH 5030/MH-FLEX/ 6,5x 550/950/230	19	
	359			> 131,25 - 143,75								230V / 6600 W	4x EH 5030/MH-FLEX/ 6,5x 775/1175/230 2x EH 5030/MH-FLEX/ 6,5x 550/950/230		
	384			> 143,75 - 156,25								230V / 6800 W	4x EH 5030/MH-FLEX/ 6,5x 825/1225/230 2x EH 5030/MH-FLEX/ 6,5x 550/950/230		
	409			> 156,25 - 168,75								230V / 7000 W	4x EH 5030/MH-FLEX/ 6,5x 875/1275/230 2x EH 5030/MH-FLEX/ 6,5x 550/950/230		
	434			> 168,75 - 181,25								230V / 7200 W	4x EH 5030/MH-FLEX/ 6,5x 925/1325/230 2x EH 5030/MH-FLEX/ 6,5x 550/950/230		
	459			> 181,25 - 193,75								230V / 7400 W	4x EH 5030/MH-FLEX/ 6,5x 975/1375/230 2x EH 5030/MH-FLEX/ 6,5x 550/950/230		
	484			> 193,75 - 206,25								230V / 7600 W	4x EH 5030/MH-FLEX/ 6,5x 1025/1425/230 2x EH 5030/MH-FLEX/ 6,5x 550/950/230		
	EH 6000/ HMT4			159								= 2 x l1 + 100	> 172,5 - 185		
184		> 43,75 - 56,25	230V / 4800 W	4x EH 5030/MH-FLEX/ 6,5x 425/700/230 2x EH 5030/MH-FLEX/ 6,5x 600/1000/230											
209		> 56,25 - 68,75	230V / 5200 W	4x EH 5030/MH-FLEX/ 6,5x 475/800/230 2x EH 5030/MH-FLEX/ 6,5x 600/1000/230											
234		> 68,75 - 81,25	230V / 5600 W	4x EH 5030/MH-FLEX/ 6,5x 525/900/230 2x EH 5030/MH-FLEX/ 6,5x 600/1000/230											
259		> 81,25 - 93,75	230V / 5900 W	4x EH 5030/MH-FLEX/ 6,5x 575/975/230 2x EH 5030/MH-FLEX/ 6,5x 600/1000/230											
284		> 93,75 - 106,25	230V / 6100 W	4x EH 5030/MH-FLEX/ 6,5x 625/1025/230 2x EH 5030/MH-FLEX/ 6,5x 600/1000/230											
309		> 106,25 - 118,75	230V / 6300 W	4x EH 5030/MH-FLEX/ 6,5x 675/1075/230 2x EH 5030/MH-FLEX/ 6,5x 600/1000/230											
334		> 118,75 - 131,25	230V / 6500 W	4x EH 5030/MH-FLEX/ 6,5x 725/1125/230 2x EH 5030/MH-FLEX/ 6,5x 600/1000/230											
359		> 131,25 - 143,75	230V / 6700 W	4x EH 5030/MH-FLEX/ 6,5x 775/1175/230 2x EH 5030/MH-FLEX/ 6,5x 600/1000/230											
384		> 143,75 - 156,25	230V / 6900 W	4x EH 5030/MH-FLEX/ 6,5x 825/1225/230 2x EH 5030/MH-FLEX/ 6,5x 600/1000/230											
409		> 156,25 - 168,75	230V / 7100 W	4x EH 5030/MH-FLEX/ 6,5x 875/1275/230 2x EH 5030/MH-FLEX/ 6,5x 600/1000/230											
434		> 168,75 - 181,25	230V / 7300 W	4x EH 5030/MH-FLEX/ 6,5x 925/1325/230 2x EH 5030/MH-FLEX/ 6,5x 600/1000/230											
459		> 181,25 - 193,75	230V / 7500 W	4x EH 5030/MH-FLEX/ 6,5x 975/1375/230 2x EH 5030/MH-FLEX/ 6,5x 600/1000/230											
484		> 193,75 - 206,25	230V / 7700 W	4x EH 5030/MH-FLEX/ 6,5x 1025/1425/230 2x EH 5030/MH-FLEX/ 6,5x 600/1000/230											

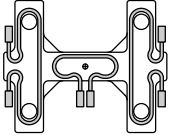
2) RS: Regelstellen Heißkanalverteiler

Artikel	L	B	I1 (min.-max.)	I2 (min.-max.)	d1	d2	d3	S (min.-max.)	T (min.-max.)	R	RS ²⁾	Leistung W Gesamt	Nr. Heizung Verteiler	d	Typ
EH 6000/ HMT4	159	= 2 x I1 + 100	> 185 - 197,5	25 - 43,75	6	5	6	86 - 116	15 - 160	0 15,5 40	3	230V / 4500 W	4x EH 5030/MH-FLEX/ 6,5x 375/600/230 2x EH 5030/MH-FLEX/ 6,5x 650/1050/230	19	
	184			> 43,75 - 56,25								230V / 4900 W	4x EH 5030/MH-FLEX/ 6,5x 425/700/230 2x EH 5030/MH-FLEX/ 6,5x 650/1050/230		
	209			> 56,25 - 68,75								230V / 5300 W	4x EH 5030/MH-FLEX/ 6,5x 475/800/230 2x EH 5030/MH-FLEX/ 6,5x 650/1050/230		
	234			> 68,75 - 81,25								230V / 5700 W	4x EH 5030/MH-FLEX/ 6,5x 525/900/230 2x EH 5030/MH-FLEX/ 6,5x 650/1050/230		
	259			> 81,25 - 93,75								230V / 6000 W	4x EH 5030/MH-FLEX/ 6,5x 575/975/230 2x EH 5030/MH-FLEX/ 6,5x 650/1050/230		
	284			> 93,75 - 106,25								230V / 6200 W	4x EH 5030/MH-FLEX/ 6,5x 625/1025/230 2x EH 5030/MH-FLEX/ 6,5x 650/1050/230		
	309			> 106,25 - 118,75								230V / 6400 W	4x EH 5030/MH-FLEX/ 6,5x 675/1075/230 2x EH 5030/MH-FLEX/ 6,5x 650/1050/230		
	334			> 118,75 - 131,25								230V / 6600 W	4x EH 5030/MH-FLEX/ 6,5x 725/1125/230 2x EH 5030/MH-FLEX/ 6,5x 650/1050/230		
	359			> 131,25 - 143,75								230V / 6800 W	4x EH 5030/MH-FLEX/ 6,5x 775/1175/230 2x EH 5030/MH-FLEX/ 6,5x 650/1050/230		
	384			> 143,75 - 156,25								230V / 7000 W	4x EH 5030/MH-FLEX/ 6,5x 825/1225/230 2x EH 5030/MH-FLEX/ 6,5x 650/1050/230		
	409			> 156,25 - 168,75								230V / 7200 W	4x EH 5030/MH-FLEX/ 6,5x 875/1275/230 2x EH 5030/MH-FLEX/ 6,5x 650/1050/230		
	434			> 168,75 - 181,25								230V / 7400 W	4x EH 5030/MH-FLEX/ 6,5x 925/1325/230 2x EH 5030/MH-FLEX/ 6,5x 650/1050/230		
	459			> 181,25 - 193,75								230V / 7600 W	4x EH 5030/MH-FLEX/ 6,5x 975/1375/230 2x EH 5030/MH-FLEX/ 6,5x 650/1050/230		
	484			> 193,75 - 206,25								230V / 7800 W	4x EH 5030/MH-FLEX/ 6,5x 1025/1425/230 2x EH 5030/MH-FLEX/ 6,5x 650/1050/230		
EH 6000/ HMT4	159	= 2 x I1 + 100	> 197,5 - 210	25 - 43,75	6	5	6	86 - 116	15 - 160	0 15,5 40	3	230V / 4600 W	4x EH 5030/MH-FLEX/ 6,5x 375/600/230 2x EH 5030/MH-FLEX/ 6,5x 700/1100/230	19	
	184			> 43,75 - 56,25								230V / 5000 W	4x EH 5030/MH-FLEX/ 6,5x 425/700/230 2x EH 5030/MH-FLEX/ 6,5x 700/1100/230		
	209			> 56,25 - 68,75								230V / 5400 W	4x EH 5030/MH-FLEX/ 6,5x 475/800/230 2x EH 5030/MH-FLEX/ 6,5x 700/1100/230		
	234			> 68,75 - 81,25								230V / 5800 W	4x EH 5030/MH-FLEX/ 6,5x 525/900/230 2x EH 5030/MH-FLEX/ 6,5x 700/1100/230		
	259			> 81,25 - 93,75								230V / 6100 W	4x EH 5030/MH-FLEX/ 6,5x 575/975/230 2x EH 5030/MH-FLEX/ 6,5x 700/1100/230		
	284			> 93,75 - 106,25								230V / 6300 W	4x EH 5030/MH-FLEX/ 6,5x 625/1025/230 2x EH 5030/MH-FLEX/ 6,5x 700/1100/230		
	309			> 106,25 - 118,75								230V / 6500 W	4x EH 5030/MH-FLEX/ 6,5x 675/1075/230 2x EH 5030/MH-FLEX/ 6,5x 700/1100/230		

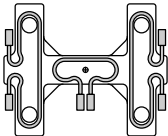
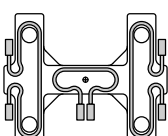
2) RS: Regelstellen Heißkanalverteiler

Artikel	L	B	I1 (min.-max.)	I2 (min.-max.)	d1	d2	d3	S (min.-max.)	T (min.-max.)	R	RS ²⁾	Leistung W Gesamt	Nr. Heizung Verteiler	d	Typ
EH 6000/ HMT4	334	= 2 x I1 + 100	> 197,5 - 210	> 118,75 - 131,25	6	5	6	86 - 116	15 - 160	0 15,5 40	3	230V / 6700 W	4x EH 5030/MH-FLEX/ 6,5x 725/1125/230 2x EH 5030/MH-FLEX/ 6,5x 700/1100/230	19	
	359			> 131,25 - 143,75								230V / 6900 W	4x EH 5030/MH-FLEX/ 6,5x 775/1175/230 2x EH 5030/MH-FLEX/ 6,5x 700/1100/230		
	384			> 143,75 - 156,25								230V / 7100 W	4x EH 5030/MH-FLEX/ 6,5x 825/1225/230 2x EH 5030/MH-FLEX/ 6,5x 700/1100/230		
	409			> 156,25 - 168,75								230V / 7300 W	4x EH 5030/MH-FLEX/ 6,5x 875/1275/230 2x EH 5030/MH-FLEX/ 6,5x 700/1100/230		
	434			> 168,75 - 181,25								230V / 7500 W	4x EH 5030/MH-FLEX/ 6,5x 925/1325/230 2x EH 5030/MH-FLEX/ 6,5x 700/1100/230		
	459			> 181,25 - 193,75								230V / 7700 W	4x EH 5030/MH-FLEX/ 6,5x 975/1375/230 2x EH 5030/MH-FLEX/ 6,5x 700/1100/230		
	484			> 193,75 - 206,25								230V / 7900 W	4x EH 5030/MH-FLEX/ 6,5x 1025/1425/230 2x EH 5030/MH-FLEX/ 6,5x 700/1100/230		
EH 6000/ HMT4	159	= 2 x I1 + 100	> 110 - 122,5	25 - 43,75	8	8	10	86 - 116	15 - 160	0 15,5 40	3	230V / 3400 W	4x EH 5030/MH-FLEX/ 6,5x 375/600/230 2x EH 5030/MH-FLEX/ 6,5x 325/500/230	27	
	184			> 43,75 - 56,25								230V / 3800 W	4x EH 5030/MH-FLEX/ 6,5x 425/700/230 2x EH 5030/MH-FLEX/ 6,5x 325/500/230		
	209			> 56,25 - 68,75								230V / 4200 W	4x EH 5030/MH-FLEX/ 6,5x 475/800/230 2x EH 5030/MH-FLEX/ 6,5x 325/500/230		
	234			> 68,75 - 81,25								230V / 4600 W	4x EH 5030/MH-FLEX/ 6,5x 525/900/230 2x EH 5030/MH-FLEX/ 6,5x 325/500/230		
	259			> 81,25 - 93,75								230V / 4900 W	4x EH 5030/MH-FLEX/ 6,5x 575/975/230 2x EH 5030/MH-FLEX/ 6,5x 325/500/230		
	284			> 93,75 - 106,25								230V / 5100 W	4x EH 5030/MH-FLEX/ 6,5x 625/1025/230 2x EH 5030/MH-FLEX/ 6,5x 325/500/230		
	309			> 106,25 - 118,75								230V / 5300 W	4x EH 5030/MH-FLEX/ 6,5x 675/1075/230 2x EH 5030/MH-FLEX/ 6,5x 325/500/230		
	334			> 118,75 - 131,25								230V / 5500 W	4x EH 5030/MH-FLEX/ 6,5x 725/1125/230 2x EH 5030/MH-FLEX/ 6,5x 325/500/230		
	359			> 131,25 - 143,75								230V / 5700 W	4x EH 5030/MH-FLEX/ 6,5x 775/1175/230 2x EH 5030/MH-FLEX/ 6,5x 325/500/230		
	384			> 143,75 - 156,25								230V / 5900 W	4x EH 5030/MH-FLEX/ 6,5x 825/1225/230 2x EH 5030/MH-FLEX/ 6,5x 325/500/230		
	409			> 156,25 - 168,75								230V / 6100 W	4x EH 5030/MH-FLEX/ 6,5x 875/1275/230 2x EH 5030/MH-FLEX/ 6,5x 325/500/230		
	434			> 168,75 - 181,25								230V / 6300 W	4x EH 5030/MH-FLEX/ 6,5x 925/1325/230 2x EH 5030/MH-FLEX/ 6,5x 325/500/230		
	459			> 181,25 - 193,75								230V / 6500 W	4x EH 5030/MH-FLEX/ 6,5x 975/1375/230 2x EH 5030/MH-FLEX/ 6,5x 325/500/230		
	484			> 193,75 - 206,25								230V / 6700 W	4x EH 5030/MH-FLEX/ 6,5x 1025/1425/230 2x EH 5030/MH-FLEX/ 6,5x 325/500/230		

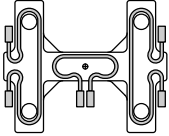
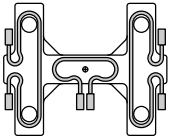
2) RS: Regelstellen Heißkanalverteiler

Artikel	L	B	I1 (min.-max.)	I2 (min.-max.)	d1	d2	d3	S (min.-max.)	T (min.-max.)	R	RS ²⁾	Leistung W Gesamt	Nr. Heizung Verteiler	d	Typ
EH 6000/ HMT4	159	= 2 x I1 + 100	> 122,5 - 135	25 - 43,75	8	8	10	86 - 116	15 - 160	0 15,5 40	3	230V / 3600 W	4x EH 5030/MH-FLEX/ 6,5x 375/600/230 2x EH 5030/MH-FLEX/ 6,5x 375/600/230	27	
	184			> 43,75 - 56,25								230V / 4000 W	4x EH 5030/MH-FLEX/ 6,5x 425/700/230 2x EH 5030/MH-FLEX/ 6,5x 375/600/230		
	209			> 56,25 - 68,75								230V / 4400 W	4x EH 5030/MH-FLEX/ 6,5x 475/800/230 2x EH 5030/MH-FLEX/ 6,5x 375/600/230		
	234			> 68,75 - 81,25								230V / 4800 W	4x EH 5030/MH-FLEX/ 6,5x 525/900/230 2x EH 5030/MH-FLEX/ 6,5x 375/600/230		
	259			> 81,25 - 93,75								230V / 5100 W	4x EH 5030/MH-FLEX/ 6,5x 575/975/230 2x EH 5030/MH-FLEX/ 6,5x 375/600/230		
	284			> 93,75 - 106,25								230V / 5300 W	4x EH 5030/MH-FLEX/ 6,5x 625/1025/230 2x EH 5030/MH-FLEX/ 6,5x 375/600/230		
	309			> 106,25 - 118,75								230V / 5500 W	4x EH 5030/MH-FLEX/ 6,5x 675/1075/230 2x EH 5030/MH-FLEX/ 6,5x 375/600/230		
	334			> 118,75 - 131,25								230V / 5700 W	4x EH 5030/MH-FLEX/ 6,5x 725/1125/230 2x EH 5030/MH-FLEX/ 6,5x 375/600/230		
	359			> 131,25 - 143,75								230V / 5900 W	4x EH 5030/MH-FLEX/ 6,5x 775/1175/230 2x EH 5030/MH-FLEX/ 6,5x 375/600/230		
	384			> 143,75 - 156,25								230V / 6100 W	4x EH 5030/MH-FLEX/ 6,5x 825/1225/230 2x EH 5030/MH-FLEX/ 6,5x 375/600/230		
	409			> 156,25 - 168,75								230V / 6300 W	4x EH 5030/MH-FLEX/ 6,5x 875/1275/230 2x EH 5030/MH-FLEX/ 6,5x 375/600/230		
	434			> 168,75 - 181,25								230V / 6500 W	4x EH 5030/MH-FLEX/ 6,5x 925/1325/230 2x EH 5030/MH-FLEX/ 6,5x 375/600/230		
	459			> 181,25 - 193,75								230V / 6700 W	4x EH 5030/MH-FLEX/ 6,5x 975/1375/230 2x EH 5030/MH-FLEX/ 6,5x 375/600/230		
	484			> 193,75 - 206,25								230V / 6900 W	4x EH 5030/MH-FLEX/ 6,5x 1025/1425/230 2x EH 5030/MH-FLEX/ 6,5x 375/600/230		
	EH 6000/ HMT4			159								= 2 x I1 + 100	> 135 - 147,5		
184		> 43,75 - 56,25	230V / 4200 W	4x EH 5030/MH-FLEX/ 6,5x 425/700/230 2x EH 5030/MH-FLEX/ 6,5x 425/700/230											
209		> 56,25 - 68,75	230V / 4600 W	4x EH 5030/MH-FLEX/ 6,5x 475/800/230 2x EH 5030/MH-FLEX/ 6,5x 425/700/230											
234		> 68,75 - 81,25	230V / 5000 W	4x EH 5030/MH-FLEX/ 6,5x 525/900/230 2x EH 5030/MH-FLEX/ 6,5x 425/700/230											
259		> 81,25 - 93,75	230V / 5300 W	4x EH 5030/MH-FLEX/ 6,5x 575/975/230 2x EH 5030/MH-FLEX/ 6,5x 425/700/230											
284		> 93,75 - 106,25	230V / 5500 W	4x EH 5030/MH-FLEX/ 6,5x 625/1025/230 2x EH 5030/MH-FLEX/ 6,5x 425/700/230											
309		> 106,25 - 118,75	230V / 5700 W	4x EH 5030/MH-FLEX/ 6,5x 675/1075/230 2x EH 5030/MH-FLEX/ 6,5x 425/700/230											

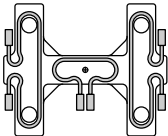
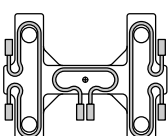
2) RS: Regelstellen Heißkanalverteiler

Artikel	L	B	I1 (min.-max.)	I2 (min.-max.)	d1	d2	d3	S (min.-max.)	T (min.-max.)	R	RS ²⁾	Leistung W Gesamt	Nr. Heizung Verteiler	d	Typ
EH 6000/ HMT4	334	= 2 x I1 + 100	> 133 - 147,5/135	> 118,75 - 131,25	8	8	10	86 - 116	15 - 160	0 15,5 40	3	230V / 5900 W	4x EH 5030/MH-FLEX/ 6,5x 725/1125/230 2x EH 5030/MH-FLEX/ 6,5x 425/700/230	27	
	359			> 131,25 - 143,75								230V / 6100 W	4x EH 5030/MH-FLEX/ 6,5x 775/1175/230 2x EH 5030/MH-FLEX/ 6,5x 425/700/230		
	384			> 143,75 - 156,25								230V / 6300 W	4x EH 5030/MH-FLEX/ 6,5x 825/1225/230 2x EH 5030/MH-FLEX/ 6,5x 425/700/230		
	409			> 156,25 - 168,75								230V / 6500 W	4x EH 5030/MH-FLEX/ 6,5x 875/1275/230 2x EH 5030/MH-FLEX/ 6,5x 425/700/230		
	434			> 168,75 - 181,25								230V / 6700 W	4x EH 5030/MH-FLEX/ 6,5x 925/1325/230 2x EH 5030/MH-FLEX/ 6,5x 425/700/230		
	459			> 181,25 - 193,75								230V / 6900 W	4x EH 5030/MH-FLEX/ 6,5x 975/1375/230 2x EH 5030/MH-FLEX/ 6,5x 425/700/230		
	484			> 193,75 - 206,25								230V / 7100 W	4x EH 5030/MH-FLEX/ 6,5x 1025/1425/230 2x EH 5030/MH-FLEX/ 6,5x 425/700/230		
EH 6000/ HMT4	159	= 2 x I1 + 100	> 147,5 - 160	25 - 43,75	8	8	10	86 - 116	15 - 160	0 15,5 40	3	230V / 4000 W	4x EH 5030/MH-FLEX/ 6,5x 375/600/230 2x EH 5030/MH-FLEX/ 6,5x 475/800/230	27	
	184			> 43,75 - 56,25								230V / 4400 W	4x EH 5030/MH-FLEX/ 6,5x 425/700/230 2x EH 5030/MH-FLEX/ 6,5x 475/800/230		
	209			> 56,25 - 68,75								230V / 4800 W	4x EH 5030/MH-FLEX/ 6,5x 475/800/230 2x EH 5030/MH-FLEX/ 6,5x 475/800/230		
	234			> 68,75 - 81,25								230V / 5200 W	4x EH 5030/MH-FLEX/ 6,5x 525/900/230 2x EH 5030/MH-FLEX/ 6,5x 475/800/230		
	259			> 81,25 - 93,75								230V / 5500 W	4x EH 5030/MH-FLEX/ 6,5x 575/975/230 2x EH 5030/MH-FLEX/ 6,5x 475/800/230		
	284			> 93,75 - 106,25								230V / 5700 W	4x EH 5030/MH-FLEX/ 6,5x 625/1025/230 2x EH 5030/MH-FLEX/ 6,5x 475/800/230		
	309			> 106,25 - 118,75								230V / 5900 W	4x EH 5030/MH-FLEX/ 6,5x 675/1075/230 2x EH 5030/MH-FLEX/ 6,5x 475/800/230		
	334			> 118,75 - 131,25								230V / 6100 W	4x EH 5030/MH-FLEX/ 6,5x 725/1125/230 2x EH 5030/MH-FLEX/ 6,5x 475/800/230		
	359			> 131,25 - 143,75								230V / 6300 W	4x EH 5030/MH-FLEX/ 6,5x 775/1175/230 2x EH 5030/MH-FLEX/ 6,5x 475/800/230		
	384			> 143,75 - 156,25								230V / 6500 W	4x EH 5030/MH-FLEX/ 6,5x 825/1225/230 2x EH 5030/MH-FLEX/ 6,5x 475/800/230		
	409			> 156,25 - 168,75								230V / 6700 W	4x EH 5030/MH-FLEX/ 6,5x 875/1275/230 2x EH 5030/MH-FLEX/ 6,5x 475/800/230		
	434			> 168,75 - 181,25								230V / 6900 W	4x EH 5030/MH-FLEX/ 6,5x 925/1325/230 2x EH 5030/MH-FLEX/ 6,5x 475/800/230		
	459			> 181,25 - 193,75								230V / 7100 W	4x EH 5030/MH-FLEX/ 6,5x 975/1375/230 2x EH 5030/MH-FLEX/ 6,5x 475/800/230		
	484			> 193,75 - 206,25								230V / 7300 W	4x EH 5030/MH-FLEX/ 6,5x 1025/1425/230 2x EH 5030/MH-FLEX/ 6,5x 475/800/230		

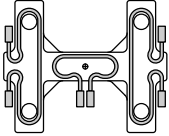
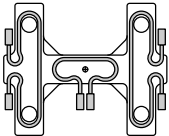
2) RS: Regelstellen Heißkanalverteiler

Artikel	L	B	I1 (min.-max.)	I2 (min.-max.)	d1	d2	d3	S (min.-max.)	T (min.-max.)	R	RS ²⁾	Leistung W Gesamt	Nr. Heizung Verteiler	d	Typ
EH 6000/ HMT4	159	= 2 x I1 + 100	> 160 - 172,5	25 - 43,75	8	8	10	86 - 116	15 - 160	0 15,5 40	3	230V / 4200 W	4x EH 5030/MH-FLEX/ 6,5x 375/600/230 2x EH 5030/MH-FLEX/ 6,5x 525/900/230	27	
	184			> 43,75 - 56,25								230V / 4600 W	4x EH 5030/MH-FLEX/ 6,5x 425/700/230 2x EH 5030/MH-FLEX/ 6,5x 525/900/230		
	209			> 56,25 - 68,75								230V / 5000 W	4x EH 5030/MH-FLEX/ 6,5x 475/800/230 2x EH 5030/MH-FLEX/ 6,5x 525/900/230		
	234			> 68,75 - 81,25								230V / 5400 W	4x EH 5030/MH-FLEX/ 6,5x 525/900/230 2x EH 5030/MH-FLEX/ 6,5x 525/900/230		
	259			> 81,25 - 93,75								230V / 5700 W	4x EH 5030/MH-FLEX/ 6,5x 575/975/230 2x EH 5030/MH-FLEX/ 6,5x 525/900/230		
	284			> 93,75 - 106,25								230V / 5900 W	4x EH 5030/MH-FLEX/ 6,5x 625/1025/230 2x EH 5030/MH-FLEX/ 6,5x 525/900/230		
	309			> 106,25 - 118,75								230V / 6100 W	4x EH 5030/MH-FLEX/ 6,5x 675/1075/230 2x EH 5030/MH-FLEX/ 6,5x 525/900/230		
	334			> 118,75 - 131,25								230V / 6300 W	4x EH 5030/MH-FLEX/ 6,5x 725/1125/230 2x EH 5030/MH-FLEX/ 6,5x 525/900/230		
	359			> 131,25 - 143,75								230V / 6500 W	4x EH 5030/MH-FLEX/ 6,5x 775/1175/230 2x EH 5030/MH-FLEX/ 6,5x 525/900/230		
	384			> 143,75 - 156,25								230V / 6700 W	4x EH 5030/MH-FLEX/ 6,5x 825/1225/230 2x EH 5030/MH-FLEX/ 6,5x 525/900/230		
	409			> 156,25 - 168,75								230V / 6900 W	4x EH 5030/MH-FLEX/ 6,5x 875/1275/230 2x EH 5030/MH-FLEX/ 6,5x 525/900/230		
	434			> 168,75 - 181,25								230V / 7100 W	4x EH 5030/MH-FLEX/ 6,5x 925/1325/230 2x EH 5030/MH-FLEX/ 6,5x 525/900/230		
	459			> 181,25 - 193,75								230V / 7300 W	4x EH 5030/MH-FLEX/ 6,5x 975/1375/230 2x EH 5030/MH-FLEX/ 6,5x 525/900/230		
	484			> 193,75 - 206,25								230V / 7500 W	4x EH 5030/MH-FLEX/ 6,5x 1025/1425/230 2x EH 5030/MH-FLEX/ 6,5x 525/900/230		
EH 6000/ HMT4	159	= 2 x I1 + 100	> 172,5 - 185	25 - 43,75	8	8	10	86 - 116	15 - 160	0 15,5 40	3	230V / 4350 W	4x EH 5030/MH-FLEX/ 6,5x 375/600/230 2x EH 5030/MH-FLEX/ 6,5x 575/975/230	27	
	184			> 43,75 - 56,25								230V / 4750 W	4x EH 5030/MH-FLEX/ 6,5x 425/700/230 2x EH 5030/MH-FLEX/ 6,5x 575/975/230		
	209			> 56,25 - 68,75								230V / 5150 W	4x EH 5030/MH-FLEX/ 6,5x 475/800/230 2x EH 5030/MH-FLEX/ 6,5x 575/975/230		
	234			> 68,75 - 81,25								230V / 5550 W	4x EH 5030/MH-FLEX/ 6,5x 525/900/230 2x EH 5030/MH-FLEX/ 6,5x 575/975/230		
	259			> 81,25 - 93,75								230V / 5850 W	4x EH 5030/MH-FLEX/ 6,5x 575/975/230 2x EH 5030/MH-FLEX/ 6,5x 575/975/230		
	284			> 93,75 - 106,25								230V / 6050 W	4x EH 5030/MH-FLEX/ 6,5x 625/1025/230 2x EH 5030/MH-FLEX/ 6,5x 575/975/230		
	309			> 106,25 - 118,75								230V / 6250 W	4x EH 5030/MH-FLEX/ 6,5x 675/1075/230 2x EH 5030/MH-FLEX/ 6,5x 575/975/230		

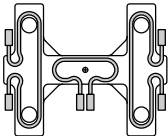
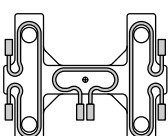
2) RS: Regelstellen Heißkanalverteiler

Artikel	L	B	I1 (min.-max.)	I2 (min.-max.)	d1	d2	d3	S (min.-max.)	T (min.-max.)	R	RS ²⁾	Leistung W Gesamt	Nr. Heizung Verteiler	d	Typ
EH 6000/ HMT4	334	= 2 x I1 + 100	> 172,5 - 185	> 118,75 - 131,25	8	8	10	86 - 116	15 - 160	0 15,5 40	3	230V / 6450 W	4x EH 5030/MH-FLEX/ 6,5x 725/1125/230 2x EH 5030/MH-FLEX/ 6,5x 575/975/230	27	
	359			> 131,25 - 143,75								230V / 6650 W	4x EH 5030/MH-FLEX/ 6,5x 775/1175/230 2x EH 5030/MH-FLEX/ 6,5x 575/975/230		
	384			> 143,75 - 156,25								230V / 6850 W	4x EH 5030/MH-FLEX/ 6,5x 825/1225/230 2x EH 5030/MH-FLEX/ 6,5x 575/975/230		
	409			> 156,25 - 168,75								230V / 7050 W	4x EH 5030/MH-FLEX/ 6,5x 875/1275/230 2x EH 5030/MH-FLEX/ 6,5x 575/975/230		
	434			> 168,75 - 181,25								230V / 7250 W	4x EH 5030/MH-FLEX/ 6,5x 925/1325/230 2x EH 5030/MH-FLEX/ 6,5x 575/975/230		
	459			> 181,25 - 193,75								230V / 7450 W	4x EH 5030/MH-FLEX/ 6,5x 975/1375/230 2x EH 5030/MH-FLEX/ 6,5x 575/975/230		
	484			> 193,75 - 206,25								230V / 7650 W	4x EH 5030/MH-FLEX/ 6,5x 1025/1425/230 2x EH 5030/MH-FLEX/ 6,5x 575/975/230		
EH 6000/ HMT4	159	= 2 x I1 + 100	> 185 - 197,5	25 - 43,75	8	8	10	86 - 116	15 - 160	0 15,5 40	3	230V / 4450 W	4x EH 5030/MH-FLEX/ 6,5x 375/600/230 2x EH 5030/MH-FLEX/ 6,5x 625/1025/230	27	
	184			> 43,75 - 56,25								230V / 4850 W	4x EH 5030/MH-FLEX/ 6,5x 425/700/230 2x EH 5030/MH-FLEX/ 6,5x 625/1025/230		
	209			> 56,25 - 68,75								230V / 5250 W	4x EH 5030/MH-FLEX/ 6,5x 475/800/230 2x EH 5030/MH-FLEX/ 6,5x 625/1025/230		
	234			> 68,75 - 81,25								230V / 5650 W	4x EH 5030/MH-FLEX/ 6,5x 525/900/230 2x EH 5030/MH-FLEX/ 6,5x 625/1025/230		
	259			> 81,25 - 93,75								230V / 5950 W	4x EH 5030/MH-FLEX/ 6,5x 575/975/230 2x EH 5030/MH-FLEX/ 6,5x 625/1025/230		
	284			> 93,75 - 106,25								230V / 6150 W	4x EH 5030/MH-FLEX/ 6,5x 625/1025/230 2x EH 5030/MH-FLEX/ 6,5x 625/1025/230		
	309			> 106,25 - 118,75								230V / 6350 W	4x EH 5030/MH-FLEX/ 6,5x 675/1075/230 2x EH 5030/MH-FLEX/ 6,5x 625/1025/230		
	334			> 118,75 - 131,25								230V / 6550 W	4x EH 5030/MH-FLEX/ 6,5x 725/1125/230 2x EH 5030/MH-FLEX/ 6,5x 625/1025/230		
	359			> 131,25 - 143,75								230V / 6750 W	4x EH 5030/MH-FLEX/ 6,5x 775/1175/230 2x EH 5030/MH-FLEX/ 6,5x 625/1025/230		
	384			> 143,75 - 156,25								230V / 6950 W	4x EH 5030/MH-FLEX/ 6,5x 825/1225/230 2x EH 5030/MH-FLEX/ 6,5x 625/1025/230		
	409			> 156,25 - 168,75								230V / 7150 W	4x EH 5030/MH-FLEX/ 6,5x 875/1275/230 2x EH 5030/MH-FLEX/ 6,5x 625/1025/230		
	434			> 168,75 - 181,25								230V / 7350 W	4x EH 5030/MH-FLEX/ 6,5x 925/1325/230 2x EH 5030/MH-FLEX/ 6,5x 625/1025/230		
	459			> 181,25 - 193,75								230V / 7550 W	4x EH 5030/MH-FLEX/ 6,5x 975/1375/230 2x EH 5030/MH-FLEX/ 6,5x 625/1025/230		
	484			> 193,75 - 206,25								230V / 7750 W	4x EH 5030/MH-FLEX/ 6,5x 1025/1425/230 2x EH 5030/MH-FLEX/ 6,5x 625/1025/230		

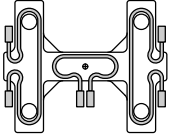
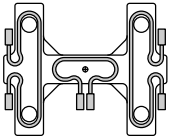
2) RS: Regelstellen Heißkanalverteiler

Artikel	L	B	I1 (min.-max.)	I2 (min.-max.)	d1	d2	d3	S (min.-max.)	T (min.-max.)	R	RS ²⁾	Leistung W Gesamt	Nr. Heizung Verteiler	d	Typ
EH 6000/ HMT4	159	= 2 x I1 + 100	> 197,5 - 210	25 - 43,75	8	8	10	86 - 116	15 - 160	0 15,5 40	3	230V / 4550 W	4x EH 5030/MH-FLEX/ 6,5x 375/600/230 2x EH 5030/MH-FLEX/ 6,5x 675/1075/230	27	
	184			> 43,75 - 56,25								230V / 4950 W	4x EH 5030/MH-FLEX/ 6,5x 425/700/230 2x EH 5030/MH-FLEX/ 6,5x 675/1075/230		
	209			> 56,25 - 68,75								230V / 5350 W	4x EH 5030/MH-FLEX/ 6,5x 475/800/230 2x EH 5030/MH-FLEX/ 6,5x 675/1075/230		
	234			> 68,75 - 81,25								230V / 5750 W	4x EH 5030/MH-FLEX/ 6,5x 525/900/230 2x EH 5030/MH-FLEX/ 6,5x 675/1075/230		
	259			> 81,25 - 93,75								230V / 6050 W	4x EH 5030/MH-FLEX/ 6,5x 575/975/230 2x EH 5030/MH-FLEX/ 6,5x 675/1075/230		
	284			> 93,75 - 106,25								230V / 6250 W	4x EH 5030/MH-FLEX/ 6,5x 625/1025/230 2x EH 5030/MH-FLEX/ 6,5x 675/1075/230		
	309			> 106,25 - 118,75								230V / 6450 W	4x EH 5030/MH-FLEX/ 6,5x 675/1075/230 2x EH 5030/MH-FLEX/ 6,5x 675/1075/230		
	334			> 118,75 - 131,25								230V / 6650 W	4x EH 5030/MH-FLEX/ 6,5x 725/1125/230 2x EH 5030/MH-FLEX/ 6,5x 675/1075/230		
	359			> 131,25 - 143,75								230V / 6850 W	4x EH 5030/MH-FLEX/ 6,5x 775/1175/230 2x EH 5030/MH-FLEX/ 6,5x 675/1075/230		
	384			> 143,75 - 156,25								230V / 7050 W	4x EH 5030/MH-FLEX/ 6,5x 825/1225/230 2x EH 5030/MH-FLEX/ 6,5x 675/1075/230		
	409			> 156,25 - 168,75								230V / 7250 W	4x EH 5030/MH-FLEX/ 6,5x 875/1275/230 2x EH 5030/MH-FLEX/ 6,5x 675/1075/230		
	434			> 168,75 - 181,25								230V / 7450 W	4x EH 5030/MH-FLEX/ 6,5x 925/1325/230 2x EH 5030/MH-FLEX/ 6,5x 675/1075/230		
	459			> 181,25 - 193,75								230V / 7650 W	4x EH 5030/MH-FLEX/ 6,5x 975/1375/230 2x EH 5030/MH-FLEX/ 6,5x 675/1075/230		
	484			> 193,75 - 206,25								230V / 7850 W	4x EH 5030/MH-FLEX/ 6,5x 1025/1425/230 2x EH 5030/MH-FLEX/ 6,5x 675/1075/230		
EH 6000/ HMT4	159	= 2 x I1 + 100	> 110 - 122,5	25 - 43,75	12	12	12	86 - 116	15 - 160	0 15,5 40	3	230V / 3600 W	4x EH 5030/MH-FLEX/ 6,5x 400/650/230 2x EH 5030/MH-FLEX/ 6,5x 325/500/230	37	
	184			> 43,75 - 56,25								230V / 4000 W	4x EH 5030/MH-FLEX/ 6,5x 450/750/230 2x EH 5030/MH-FLEX/ 6,5x 325/500/230		
	209			> 56,25 - 68,75								230V / 4400 W	4x EH 5030/MH-FLEX/ 6,5x 500/850/230 2x EH 5030/MH-FLEX/ 6,5x 325/500/230		
	234			> 68,75 - 81,25								230V / 4800 W	4x EH 5030/MH-FLEX/ 6,5x 550/950/230 2x EH 5030/MH-FLEX/ 6,5x 325/500/230		
	259			> 81,25 - 93,75								230V / 5000 W	4x EH 5030/MH-FLEX/ 6,5x 600/1000/230 2x EH 5030/MH-FLEX/ 6,5x 325/500/230		
	284			> 93,75 - 106,25								230V / 5200 W	4x EH 5030/MH-FLEX/ 6,5x 650/1050/230 2x EH 5030/MH-FLEX/ 6,5x 325/500/230		
	309			> 106,25 - 118,75								230V / 5400 W	4x EH 5030/MH-FLEX/ 6,5x 700/1100/230 2x EH 5030/MH-FLEX/ 6,5x 325/500/230		

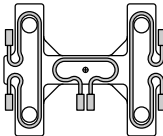
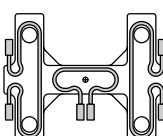
2) RS: Regelstellen Heißkanalverteiler

Artikel	L	B	I1 (min.-max.)	I2 (min.-max.)	d1	d2	d3	S (min.-max.)	T (min.-max.)	R	RS ²⁾	Leistung W Gesamt	Nr. Heizung Verteiler	d	Typ	
EH 6000/ HMT4	334	= 2 x I1 + 100	> 110 - 122,5	> 118,75 - 131,25	12	12	12	86 - 116	15 - 160	0	3	230V / 5600 W	4x EH 5030/MH-FLEX/ 6,5x 750/1150/230 2x EH 5030/MH-FLEX/ 6,5x 325/500/230	37		
				15,5						230V / 5800 W						
	40	230V / 6000 W														
	0		230V / 6200 W													
	15,5	230V / 6400 W														
	40		230V / 6600 W													
	0	230V / 6800 W														
	15,5															
40																
359			> 131,25 - 143,75						0							
384			> 143,75 - 156,25						0							
409			> 156,25 - 168,75						0							
434			> 168,75 - 181,25						0							
459			> 181,25 - 193,75						0							
484			> 193,75 - 206,25						0							
EH 6000/ HMT4	159	= 2 x I1 + 100	> 122,5 - 135	37,5 - 43,75	12	12	12	86 - 116	15 - 160	0	3	230V / 3800 W	4x EH 5030/MH-FLEX/ 6,5x 400/650/230 2x EH 5030/MH-FLEX/ 6,5x 375/600/230	37		
	184			> 43,75 - 56,25						15,5		230V / 4200 W	4x EH 5030/MH-FLEX/ 6,5x 450/750/230 2x EH 5030/MH-FLEX/ 6,5x 375/600/230			
	209			> 56,25 - 68,75						0		230V / 4600 W	4x EH 5030/MH-FLEX/ 6,5x 500/850/230 2x EH 5030/MH-FLEX/ 6,5x 375/600/230			
	234			> 68,75 - 81,25						15,5		230V / 5000 W	4x EH 5030/MH-FLEX/ 6,5x 550/950/230 2x EH 5030/MH-FLEX/ 6,5x 375/600/230			
	259			> 81,25 - 93,75						0		230V / 5200 W	4x EH 5030/MH-FLEX/ 6,5x 600/1000/230 2x EH 5030/MH-FLEX/ 6,5x 375/600/230			
	284			> 93,75 - 106,25						15,5		230V / 5400 W	4x EH 5030/MH-FLEX/ 6,5x 650/1050/230 2x EH 5030/MH-FLEX/ 6,5x 375/600/230			
	309			> 106,25 - 118,75						0		230V / 5600 W	4x EH 5030/MH-FLEX/ 6,5x 700/1100/230 2x EH 5030/MH-FLEX/ 6,5x 375/600/230			
	334			> 118,75 - 131,25						15,5		230V / 5800 W	4x EH 5030/MH-FLEX/ 6,5x 750/1150/230 2x EH 5030/MH-FLEX/ 6,5x 375/600/230			
	359			> 131,25 - 143,75						0		230V / 6000 W	4x EH 5030/MH-FLEX/ 6,5x 800/1200/230 2x EH 5030/MH-FLEX/ 6,5x 375/600/230			
	384			> 143,75 - 156,25						15,5		230V / 6200 W	4x EH 5030/MH-FLEX/ 6,5x 850/1250/230 2x EH 5030/MH-FLEX/ 6,5x 375/600/230			
	409			> 156,25 - 168,75						0		230V / 6400 W	4x EH 5030/MH-FLEX/ 6,5x 900/1300/230 2x EH 5030/MH-FLEX/ 6,5x 375/600/230			
	434			> 168,75 - 181,25						15,5		230V / 6600 W	4x EH 5030/MH-FLEX/ 6,5x 950/1350/230 2x EH 5030/MH-FLEX/ 6,5x 375/600/230			
	459			> 181,25 - 193,75						0		230V / 6800 W	4x EH 5030/MH-FLEX/ 6,5x 1000/1400/230 2x EH 5030/MH-FLEX/ 6,5x 375/600/230			
	484			> 193,75 - 206,25						15,5		230V / 7000 W	4x EH 5030/MH-FLEX/ 6,5x 1050/1450/230 2x EH 5030/MH-FLEX/ 6,5x 375/600/230			
										40						

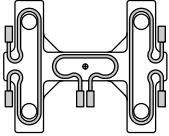
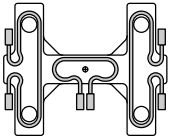
2) RS: Regelstellen Heißkanalverteiler

Artikel	L	B	I1 (min.-max.)	I2 (min.-max.)	d1	d2	d3	S (min.-max.)	T (min.-max.)	R	RS ²⁾	Leistung W Gesamt	Nr. Heizung Verteiler	d	Typ
EH 6000/ HMT4	159	= 2 x l1 + 100	> 135 - 147,5	37,5 - 43,75	12	12	12	86 - 116	15 - 160	0	3	230V / 4000 W	4x EH 5030/MH-FLEX/ 6,5x 400/650/230 2x EH 5030/MH-FLEX/ 6,5x 425/700/230	37	
										15,5					
	40	230V / 4800 W													
	0		230V / 5200 W												
	15,5	230V / 5400 W													
	40		230V / 5600 W												
	0	230V / 5800 W													
	15,5		230V / 6000 W												
	40	230V / 6200 W													
	0		230V / 6400 W												
	15,5	230V / 6600 W													
	40		230V / 6800 W												
	0	230V / 7000 W													
	15,5		230V / 7200 W												
40															
EH 6000/ HMT4	159	= 2 x l1 + 100	> 147,5 - 160	37,5 - 43,75	12	12	12	86 - 116	15 - 160	0	3	230V / 4200 W	4x EH 5030/MH-FLEX/ 6,5x 400/650/230 2x EH 5030/MH-FLEX/ 6,5x 475/800/230	37	
										15,5					
	40	230V / 5000 W													
	0		230V / 5400 W												
	15,5	230V / 5600 W													
	40		230V / 5800 W												
	0	230V / 6000 W													
	15,5														
40															

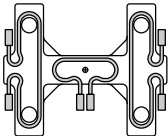
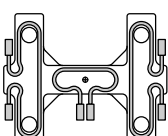
2) RS: Regelstellen Heißkanalverteiler

Artikel	L	B	l1 (min.-max.)	l2 (min.-max.)	d1	d2	d3	S (min.-max.)	T (min.-max.)	R	RS ²⁾	Leistung W Gesamt	Nr. Heizung Verteiler	d	Typ
EH 6000/ HMT4	334	= 2 x l1 + 100	> 147,5 - 160	> 118,75 - 131,25	12	12	12	86 - 116	15 - 160	0 15,5 40	3	230V / 6200 W	4x EH 5030/MH-FLEX/ 6,5x 750/1150/230 2x EH 5030/MH-FLEX/ 6,5x 475/800/230	37	
	359			> 131,25 - 143,75								230V / 6400 W	4x EH 5030/MH-FLEX/ 6,5x 800/1200/230 2x EH 5030/MH-FLEX/ 6,5x 475/800/230		
	384			> 143,75 - 156,25								230V / 6600 W	4x EH 5030/MH-FLEX/ 6,5x 850/1250/230 2x EH 5030/MH-FLEX/ 6,5x 475/800/230		
	409			> 156,25 - 168,75								230V / 6800 W	4x EH 5030/MH-FLEX/ 6,5x 900/1300/230 2x EH 5030/MH-FLEX/ 6,5x 475/800/230		
	434			> 168,75 - 181,25								230V / 7000 W	4x EH 5030/MH-FLEX/ 6,5x 950/1350/230 2x EH 5030/MH-FLEX/ 6,5x 475/800/230		
	459			> 181,25 - 193,75								230V / 7200 W	4x EH 5030/MH-FLEX/ 6,5x 1000/1400/230 2x EH 5030/MH-FLEX/ 6,5x 475/800/230		
	484			> 193,75 - 206,25								230V / 7400 W	4x EH 5030/MH-FLEX/ 6,5x 1050/1450/230 2x EH 5030/MH-FLEX/ 6,5x 475/800/230		
EH 6000/ HMT4	159	= 2 x l1 + 100	> 160 - 172,5	37,5 - 43,75	12	12	12	86 - 116	15 - 160	0 15,5 40	3	230V / 4400 W	4x EH 5030/MH-FLEX/ 6,5x 400/650/230 2x EH 5030/MH-FLEX/ 6,5x 525/900/230	37	
	184			> 43,75 - 56,25								230V / 4800 W	4x EH 5030/MH-FLEX/ 6,5x 450/750/230 2x EH 5030/MH-FLEX/ 6,5x 525/900/230		
	209			> 56,25 - 68,75								230V / 5200 W	4x EH 5030/MH-FLEX/ 6,5x 500/850/230 2x EH 5030/MH-FLEX/ 6,5x 525/900/230		
	234			> 68,75 - 81,25								230V / 5600 W	4x EH 5030/MH-FLEX/ 6,5x 550/950/230 2x EH 5030/MH-FLEX/ 6,5x 525/900/230		
	259			> 81,25 - 93,75								230V / 5800 W	4x EH 5030/MH-FLEX/ 6,5x 600/1000/230 2x EH 5030/MH-FLEX/ 6,5x 525/900/230		
	284			> 93,75 - 106,25								230V / 6000 W	4x EH 5030/MH-FLEX/ 6,5x 650/1050/230 2x EH 5030/MH-FLEX/ 6,5x 525/900/230		
	309			> 106,25 - 118,75								230V / 6200 W	4x EH 5030/MH-FLEX/ 6,5x 700/1100/230 2x EH 5030/MH-FLEX/ 6,5x 525/900/230		
	334			> 118,75 - 131,25								230V / 6400 W	4x EH 5030/MH-FLEX/ 6,5x 750/1150/230 2x EH 5030/MH-FLEX/ 6,5x 525/900/230		
	359			> 131,25 - 143,75								230V / 6600 W	4x EH 5030/MH-FLEX/ 6,5x 800/1200/230 2x EH 5030/MH-FLEX/ 6,5x 525/900/230		
	384			> 143,75 - 156,25								230V / 6800 W	4x EH 5030/MH-FLEX/ 6,5x 850/1250/230 2x EH 5030/MH-FLEX/ 6,5x 525/900/230		
	409			> 156,25 - 168,75								230V / 7000 W	4x EH 5030/MH-FLEX/ 6,5x 900/1300/230 2x EH 5030/MH-FLEX/ 6,5x 525/900/230		
	434			> 168,75 - 181,25								230V / 7200 W	4x EH 5030/MH-FLEX/ 6,5x 950/1350/230 2x EH 5030/MH-FLEX/ 6,5x 525/900/230		
	459			> 181,25 - 193,75								230V / 7400 W	4x EH 5030/MH-FLEX/ 6,5x 1000/1400/230 2x EH 5030/MH-FLEX/ 6,5x 525/900/230		
	484			> 193,75 - 206,25								230V / 7600 W	4x EH 5030/MH-FLEX/ 6,5x 1050/1450/230 2x EH 5030/MH-FLEX/ 6,5x 525/900/230		

2) RS: Regelstellen Heißkanalverteiler

Artikel	L	B	I1 (min.-max.)	I2 (min.-max.)	d1	d2	d3	S (min.-max.)	T (min.-max.)	R	RS ²⁾	Leistung W Gesamt	Nr. Heizung Verteiler	d	Typ
EH 6000/ HMT4	159	= 2 x l1 + 100	> 172,5 - 185	37,5 - 43,75	12	12	12	86 - 116	15 - 160	0 15,5 40	3	230V / 4550 W	4x EH 5030/MH-FLEX/ 6,5x 400/650/230 2x EH 5030/MH-FLEX/ 6,5x 575/975/230	37	
	184			> 43,75 - 56,25								230V / 4950 W	4x EH 5030/MH-FLEX/ 6,5x 450/750/230 2x EH 5030/MH-FLEX/ 6,5x 575/975/230		
	209			> 56,25 - 68,75								230V / 5350 W	4x EH 5030/MH-FLEX/ 6,5x 500/850/230 2x EH 5030/MH-FLEX/ 6,5x 575/975/230		
	234			> 68,75 - 81,25								230V / 5750 W	4x EH 5030/MH-FLEX/ 6,5x 550/950/230 2x EH 5030/MH-FLEX/ 6,5x 575/975/230		
	259			> 81,25 - 93,75								230V / 5950 W	4x EH 5030/MH-FLEX/ 6,5x 600/1000/230 2x EH 5030/MH-FLEX/ 6,5x 575/975/230		
	284			> 93,75 - 106,25								230V / 6150 W	4x EH 5030/MH-FLEX/ 6,5x 650/1050/230 2x EH 5030/MH-FLEX/ 6,5x 575/975/230		
	309			> 106,25 - 118,75								230V / 6350 W	4x EH 5030/MH-FLEX/ 6,5x 700/1100/230 2x EH 5030/MH-FLEX/ 6,5x 575/975/230		
	334			> 118,75 - 131,25								230V / 6550 W	4x EH 5030/MH-FLEX/ 6,5x 750/1150/230 2x EH 5030/MH-FLEX/ 6,5x 575/975/230		
	359			> 131,25 - 143,75								230V / 6750 W	4x EH 5030/MH-FLEX/ 6,5x 800/1200/230 2x EH 5030/MH-FLEX/ 6,5x 575/975/230		
	384			> 143,75 - 156,25								230V / 6950 W	4x EH 5030/MH-FLEX/ 6,5x 850/1250/230 2x EH 5030/MH-FLEX/ 6,5x 575/975/230		
	409			> 156,25 - 168,75								230V / 7150 W	4x EH 5030/MH-FLEX/ 6,5x 900/1300/230 2x EH 5030/MH-FLEX/ 6,5x 575/975/230		
	434			> 168,75 - 181,25								230V / 7350 W	4x EH 5030/MH-FLEX/ 6,5x 950/1350/230 2x EH 5030/MH-FLEX/ 6,5x 575/975/230		
	459			> 181,25 - 193,75								230V / 7550 W	4x EH 5030/MH-FLEX/ 6,5x 1000/1400/230 2x EH 5030/MH-FLEX/ 6,5x 575/975/230		
	484			> 193,75 - 206,25								230V / 7750 W	4x EH 5030/MH-FLEX/ 6,5x 1050/1450/230 2x EH 5030/MH-FLEX/ 6,5x 575/975/230		
EH 6000/ HMT4	159	= 2 x l1 + 100	> 185 - 197,5	37,5 - 43,75	12	12	12	86 - 116	15 - 160	0 15,5 40	3	230V / 4650 W	4x EH 5030/MH-FLEX/ 6,5x 400/650/230 2x EH 5030/MH-FLEX/ 6,5x 625/1025/230	37	
	184			> 43,75 - 56,25								230V / 5050 W	4x EH 5030/MH-FLEX/ 6,5x 450/750/230 2x EH 5030/MH-FLEX/ 6,5x 625/1025/230		
	209			> 56,25 - 68,75								230V / 5450 W	4x EH 5030/MH-FLEX/ 6,5x 500/850/230 2x EH 5030/MH-FLEX/ 6,5x 625/1025/230		
	234			> 68,75 - 81,25								230V / 5850 W	4x EH 5030/MH-FLEX/ 6,5x 550/950/230 2x EH 5030/MH-FLEX/ 6,5x 625/1025/230		
	259			> 81,25 - 93,75								230V / 6050 W	4x EH 5030/MH-FLEX/ 6,5x 600/1000/230 2x EH 5030/MH-FLEX/ 6,5x 625/1025/230		
	284			> 93,75 - 106,25								230V / 6250 W	4x EH 5030/MH-FLEX/ 6,5x 650/1050/230 2x EH 5030/MH-FLEX/ 6,5x 625/1025/230		
	309			> 106,25 - 118,75								230V / 6450 W	4x EH 5030/MH-FLEX/ 6,5x 700/1100/230 2x EH 5030/MH-FLEX/ 6,5x 625/1025/230		

2) RS: Regelstellen Heißkanalverteiler

Artikel	L	B	I1 (min.-max.)	I2 (min.-max.)	d1	d2	d3	S (min.-max.)	T (min.-max.)	R	RS ²⁾	Leistung W Gesamt	Nr. Heizung Verteiler	d	Typ
EH 6000/ HMT4	334	= 2 x I1 + 100	> 185 - 197,5	> 118,75 - 131,25	12	12	12	86 - 116	15 - 160	0 15,5 40	3	230V / 6650 W	4x EH 5030/MH-FLEX/ 6,5x 750/1150/230 2x EH 5030/MH-FLEX/ 6,5x 625/1025/230	37	
	359			> 131,25 - 143,75								230V / 6850 W	4x EH 5030/MH-FLEX/ 6,5x 800/1200/230 2x EH 5030/MH-FLEX/ 6,5x 625/1025/230		
	384			> 143,75 - 156,25								230V / 7050 W	4x EH 5030/MH-FLEX/ 6,5x 850/1250/230 2x EH 5030/MH-FLEX/ 6,5x 625/1025/230		
	409			> 156,25 - 168,75								230V / 7250 W	4x EH 5030/MH-FLEX/ 6,5x 900/1300/230 2x EH 5030/MH-FLEX/ 6,5x 625/1025/230		
	434			> 168,75 - 181,25								230V / 7450 W	4x EH 5030/MH-FLEX/ 6,5x 950/1350/230 2x EH 5030/MH-FLEX/ 6,5x 625/1025/230		
	459			> 181,25 - 193,75								230V / 7650 W	4x EH 5030/MH-FLEX/ 6,5x 1000/1400/230 2x EH 5030/MH-FLEX/ 6,5x 625/1025/230		
	484			> 193,75 - 206,25								230V / 7850 W	4x EH 5030/MH-FLEX/ 6,5x 1050/1450/230 2x EH 5030/MH-FLEX/ 6,5x 625/1025/230		
EH 6000/ HMT4	159	= 2 x I1 + 100	> 197,5 - 210	37,5 - 43,75	12	12	12	86 - 116	15 - 160	0 15,5 40	3	230V / 4750 W	4x EH 5030/MH-FLEX/ 6,5x 400/650/230 2x EH 5030/MH-FLEX/ 6,5x 675/1075/230	37	
	184			> 43,75 - 56,25								230V / 5150 W	4x EH 5030/MH-FLEX/ 6,5x 450/750/230 2x EH 5030/MH-FLEX/ 6,5x 675/1075/230		
	209			> 56,25 - 68,75								230V / 5550 W	4x EH 5030/MH-FLEX/ 6,5x 500/850/230 2x EH 5030/MH-FLEX/ 6,5x 675/1075/230		
	234			> 68,75 - 81,25								230V / 5950 W	4x EH 5030/MH-FLEX/ 6,5x 550/950/230 2x EH 5030/MH-FLEX/ 6,5x 675/1075/230		
	259			> 81,25 - 93,75								230V / 6150 W	4x EH 5030/MH-FLEX/ 6,5x 600/1000/230 2x EH 5030/MH-FLEX/ 6,5x 675/1075/230		
	284			> 93,75 - 106,25								230V / 6350 W	4x EH 5030/MH-FLEX/ 6,5x 650/1050/230 2x EH 5030/MH-FLEX/ 6,5x 675/1075/230		
	309			> 106,25 - 118,75								230V / 6550 W	4x EH 5030/MH-FLEX/ 6,5x 700/1100/230 2x EH 5030/MH-FLEX/ 6,5x 675/1075/230		
	334			> 118,75 - 131,25								230V / 6750 W	4x EH 5030/MH-FLEX/ 6,5x 750/1150/230 2x EH 5030/MH-FLEX/ 6,5x 675/1075/230		
	359			> 131,25 - 143,75								230V / 6950 W	4x EH 5030/MH-FLEX/ 6,5x 800/1200/230 2x EH 5030/MH-FLEX/ 6,5x 675/1075/230		
	384			> 143,75 - 156,25								230V / 7150 W	4x EH 5030/MH-FLEX/ 6,5x 850/1250/230 2x EH 5030/MH-FLEX/ 6,5x 675/1075/230		
	409			> 156,25 - 168,75								230V / 7350 W	4x EH 5030/MH-FLEX/ 6,5x 900/1300/230 2x EH 5030/MH-FLEX/ 6,5x 675/1075/230		
	434			> 168,75 - 181,25								230V / 7550 W	4x EH 5030/MH-FLEX/ 6,5x 950/1350/230 2x EH 5030/MH-FLEX/ 6,5x 675/1075/230		
	459			> 181,25 - 193,75								230V / 7750 W	4x EH 5030/MH-FLEX/ 6,5x 1000/1400/230 2x EH 5030/MH-FLEX/ 6,5x 675/1075/230		
	484			> 193,75 - 206,25								230V / 7950 W	4x EH 5030/MH-FLEX/ 6,5x 1050/1450/230 2x EH 5030/MH-FLEX/ 6,5x 675/1075/230		

2) RS: Regelstellen Heißkanalverteiler

